

**TATA STEEL**



Tata Steel Norway Byggsystemer AS steel structural deep deck  
with Colorcoat HPS200 Ultra<sup>®</sup>  
Environmental Product Declaration



# CONTENTS

<b>1 General information</b>	03
<b>2 Product information</b>	04
2.1 Product Description	04
2.2 Manufacturing	04
2.3 Technical data and specifications	06
2.4 Packaging	06
2.5 Reference service life	06
2.6 Biogenic Carbon content	06
<b>3 Life Cycle Assessment (LCA) methodology</b>	07
3.1 Declared unit	07
3.2 Scope	07
3.3 Cut-off criteria	07
3.4 Background data	08
3.5 Data quality	08
3.6 Allocation	08
3.7 Additional technical information	09
3.8 Comparability	09
<b>4 Results of the LCA</b>	10
<b>5 Interpretation of results</b>	12
<b>6 References and product standards</b>	13

Norway Byggsystemer steel structural deep deck with Colorcoat HPS200 Ultra®  
Environmental Product Declaration  
(in accordance with ISO 14025 and EN 15804)

This EPD is representative and valid for the specified (named) product

Declaration Number: EPD-TS-2023-021  
Date of Issue: 12<sup>th</sup> December 2023  
Valid until: 30<sup>th</sup> July 2025

Owner of the Declaration: Tata Steel Norway  
Programme Operator: Tata Steel UK Limited, 18 Grosvenor Place, London, SW1X 7HS

The CEN standard EN 15804:2012+A2:2019 serves as the core Product Category Rules (PCR)  
supported by Tata Steel's EN 15804 verified EPD PCR documents

Independent verification of the declaration and data, according to ISO 14025

Internal  External

Author of the Life Cycle Assessment: Tata Steel UK  
Third party verifier: Chris Foster, Eugeos Ltd.

# 1 General information

Owner of EPD	Tata Steel Norway
Product & modules	Steel structural deep deck with Colorcoat HPS200 Ultra®
Manufacturer	Tata Steel Norway
Manufacturing sites	Skien, Shotton, Port Talbot and Llanwern
Product applications	Construction
Declared unit	1kg of steel structural deep deck
Date of issue	12 <sup>th</sup> December 2023
Valid until	30 <sup>th</sup> July 2025



This Environmental Product Declaration (EPD) is for Tata Steel Norway Byggsystemer's steel structural deep deck, manufactured by Tata Steel in Norway, using Colorcoat HPS200 Ultra® pre-finished steel. The environmental indicators are for products manufactured at Skien in Norway, with feedstock supplied from Shotton.

The information in this Environmental Product Declaration is based on production data from 2017, 2022 and 2023.

EN 15804 serves as the core PCR, supported by Tata Steel's EN 15804 verified EPD programme Product Category Rules documents, and the LCA model (Structural Deck V3) supporting this declaration has been independently verified according to ISO 14025 <sup>[1,2,3,4,5,6,7]</sup>.

---

Third party verifier

Chris Foster, Eugeos Ltd, Suite 11, The Old Fuel Depot,  
Twemlow Lane, Twemlow, CW4 8GJ, UK

---

## 2 Product information

### 2.1 Product description

Tata Steel Norway Byggsystemer AS has two coated deep deck profile products with different technical characteristics which can be used for many different construction projects and most types of buildings. Deep deck 128R.930 (shown in Figure 1) has a cover width of 930mm and a profile depth of 128mm, to meet the designers' needs for efficiency, aesthetics, and structural performance. Deep deck 200R.856 has a cover width of 856mm and a profile depth of 200mm. The deep deck range are manufactured from organically coated galvanised steel with a guaranteed minimum yield stress of 350N/mm<sup>2</sup>, and have a fire rating of Class A1 to EN 13501-1 [8].

The deep decks can be supplied with an integral anti-condensation fleece. Our dedicated and experienced technical team are available to help develop a specification for your project and assist with project specific advice to ensure that all design aspects of the chosen deck system meet your project requirements.

Figure 1 Deep deck 128R.930



### 2.2 Manufacturing

The manufacturing sites included in the EPD are listed in Table 1 below.

Table 1 Participating sites

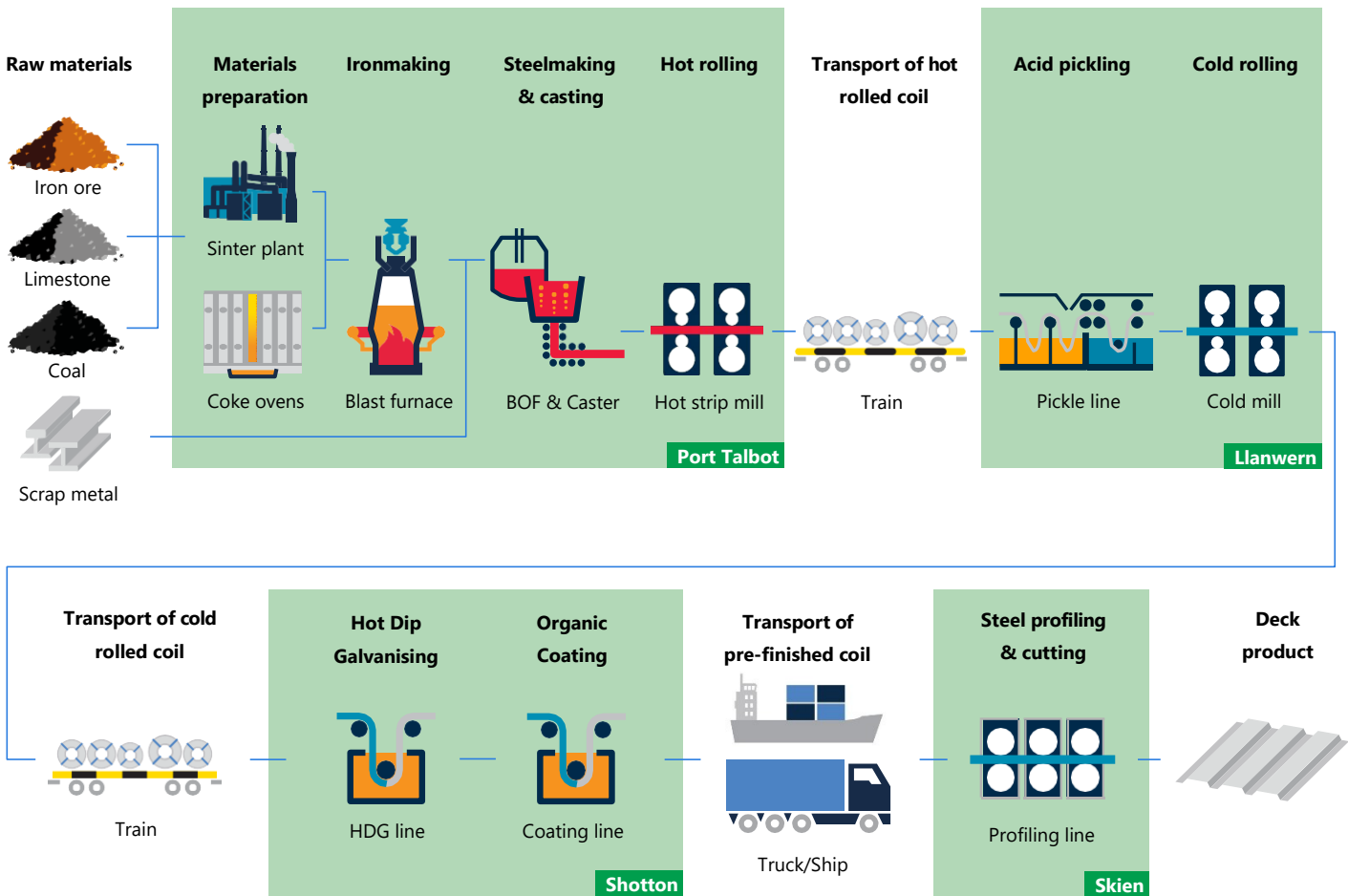
Site name	Product	Manufacturer	Country
Port Talbot	Hot rolled coil	Tata Steel	UK
Llanwern	Cold rolled coil	Tata Steel	UK
Shotton	Hot dip galvanised coil	Tata Steel	UK
Shotton	Pre-finished coil	Tata Steel	UK
Skien	Deep deck	Tata Steel	NO

The process of steel coil manufacture at Tata Steel begins with sinter being produced from iron ore and limestone, and together with coke from coal, reduced in a blast furnace to produce iron. Steel scrap is added to the liquid iron and oxygen is blown through the mixture to convert it into liquid steel in the basic oxygen furnace. The liquid steel is continuously cast into discrete slabs, which are subsequently reheated and rolled in a hot strip mill to produce steel coil. The hot rolled coils are transported by rail, from Port Talbot to Llanwern where they are pickled and cold rolled and then transported by rail to Shotton where the strip is galvanised and coated.

Pre-finished steel comprises a number of paint layers and treatments which are applied to the steel in an automated and carefully controlled process with each layer of the product having a particular function. It is the combined effect of all these layers that give the product its overall performance and ensures a material that is robust and offers the specifier a choice of colour and effect. During the organic coating process for Colorcoat HPS200 Ultra®, a zinc based metallic coating is first applied to the steel coil. A pre-treatment is applied and then a primer before adding the final top coat layer in the form of liquid paint. This topcoat is applied on the top surface only, while the reverse or back side of the strip is produced with a high performing backing coat. These are cured at elevated temperatures before being recoiled.

The pre-finished coils are then transported to the deep deck manufacturing facility at Skien in Norway, by road and container ship. The pre-finished steel is then profiled and cut into suitable lengths on a dedicated process line. An overview of the process from raw materials to production of the steel deep deck product, is shown in Figure 2.

Figure 2 Process overview from raw materials to deck product



Process data for the manufacture of hot and cold rolled coil at Port Talbot and Llanwern were gathered as part of the latest worldsteel data collection. For Port Talbot and Llanwern, and hot dip galvanising and organic coating at Shotton, the data collection was not only organised by site, but also by each process line within the site. In this way it was possible to attribute resource use and emissions to each process line, and using processed tonnage data for that line, also attribute resources and emissions to specific products. For the manufacture of the deep deck, process data was also collected from the profiling line at Skien.

### 2.3 Technical data and specifications

The general properties of the product are shown in Table 2, and the technical specifications of the product are presented in Table 3. The specific products included in this EPD are listed in Table 4.

Note that the profile weights shown in Table 4 are the conversion factors by which the EPD results must be multiplied, to determine impacts per m<sup>2</sup> for the specific deep deck products listed.

**Table 2 General characteristics and specification of the deep deck**

Norway Byggsystemer coated steel deep deck	
<b>Thickness of deck (mm)</b>	0.70 to 1.00 *
<b>Cover width (mm)</b>	856 or 930
<b>Steel grade</b>	S350
<b>Profile weight (kg/m<sup>2</sup>)</b>	8.81 to 20.50
<b>CE marking</b>	DOP spec to EN 1090-1 <sup>[9]</sup>

\* Not all thicknesses are stock items

**Table 3 Technical specification of Colorcoat HPS200 Ultra<sup>®</sup>**

Colorcoat HPS200 Ultra <sup>®</sup> pre-finished steel	
<b>Metallic coating</b>	Colorcoat HPS200 Ultra <sup>®</sup> is supplied with a zinc based metallic coating which conforms to EN 10346:2015 <sup>[10]</sup>
<b>Paint coating (organic)</b>	Colorcoat HPS200 Ultra <sup>®</sup> Fully REACH <sup>[11]</sup> compliant and chromate free
<b>Certification</b>	Certifications applicable to Tata Steel's Shotton site are: ISO 9001 <sup>[12]</sup> , ISO 14001 <sup>[13]</sup> , ISO 45001 <sup>[14]</sup> , ISO 50001 <sup>[15]</sup> BES 6001 certification <sup>[16]</sup> , BBA certification (Colorcoat <sup>®</sup> ) <sup>[17]</sup> RC5, Ruv4, CPI5 certificates in accordance with EN 10169 <sup>[18]</sup>

### 2.4 Packaging

The deep deck profiles are packaged using wood base supports, plastic protective film and plastic strapping in order to protect them during delivery to site and prior to installation. The mass of this packaging is 0.075kg/m<sup>2</sup> for timber, 0.001kg/m<sup>2</sup> for plastic film, and 0.001kg/m<sup>2</sup> for plastic banding.

**Table 4 Specific deep deck products included in EPD**

Product Name	Steel Gauge (mm)	Profile Weight (kg/m <sup>2</sup> ) & Conversion
<b>128.930</b>	0.7	9.29
	0.8	10.62
	0.9	11.95
	1.0	13.27
<b>200.856</b>	0.7	10.10
	0.8	11.54
	0.9	12.98
	1.0	14.42

### 2.5 Reference service life

A reference service life for structural deck is not declared because the steel profiles are part of a composite roofing system that also comprises an insulating roofing material such as slate or tiles, or felt, and the final construction application of the composite deep deck is not defined. To determine the full service life of steel structural deck, all factors would need to be included such as the type of roof material used, and the location and environment.

The indicative design working life of a structure is classed in accordance with EN 1990 <sup>[19]</sup> clause 2.3. The design life ranges from category 1 at 10 years, to category 5 at 100 years. Common building structures are classed as category 4 at 50 years. In accordance with EN 1994-1-1 <sup>[20]</sup>, clause 4.2, the exposed surface of the steel decking shall be adequately protected to resist the particular atmospheric conditions. A zinc coating mass of 275g/m<sup>2</sup> (including both sides) is sufficient for the internal roofs in a non-aggressive environment. In addition, the organic coating makes the product suitable for both internal and external environments, with specific project guarantees available for both inland and coastal applications. Under 'normal' conditions, steel deck would not need to be replaced over the life of the building and structure.

### 2.6 Biogenic Carbon content

There are no materials containing biogenic carbon in deep deck products. Timber is used to package the deck products and comprises a measurable mass of the total packaging as shown in Table 5 below.

**Table 5 Biogenic carbon content at the factory gate**

Norway Byggsystemer deep deck	
<b>Biogenic carbon content (product) (kg)</b>	0
<b>Biogenic carbon content (packaging) (kg)</b>	0.0375

Note: 1kg biogenic carbon is equivalent to 44/12 kg of CO<sub>2</sub>



# 3 LCA methodology

## 3.1 Declared unit

The unit being declared is 1kg of steel structural deck.

## 3.2 Scope

This EPD can be regarded as Cradle-to-Gate (with options) and the modules considered in the LCA are;

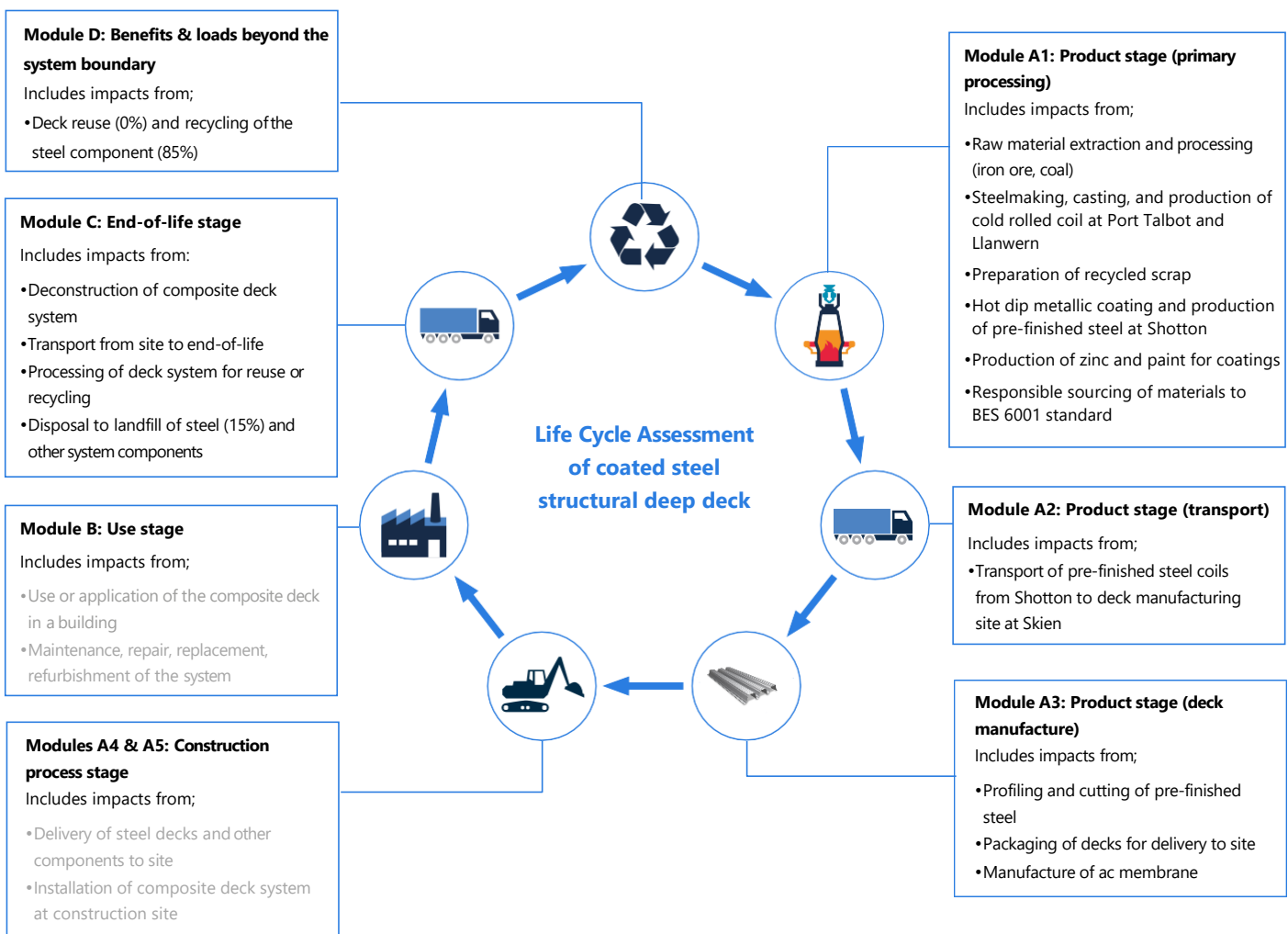
- A1-A3: Production stage (Raw material supply, transport to production site, manufacturing)
- C1-C4: End-of-life (Deconstruction, transport, processing for recycling and disposal)
- D: Reuse, recycling and recovery

All of the life cycle stages are explained in more detail in Figure 3, but where the text is in light grey, the impacts from this part of the life cycle are not considered for this particular product.

## 3.3 Cut-off criteria

All information from the data collection process has been considered, covering all used and registered materials, and all fuel and energy consumption. On-site emissions were measured and those emissions have been considered. Data for all relevant sites were thoroughly checked and also cross-checked with one another to identify potential data gaps. No processes, materials or emissions that are known to make a significant contribution to the environmental impact of the steel deck have been omitted. On this basis, there is no evidence to suggest that input or outputs contributing more than 1% to the overall mass or energy of the system, or that are environmentally significant, have been omitted. It is estimated that the sum of any excluded flows contribute less than 5% to the impact assessment categories. The manufacturing of required machinery and other infrastructure is not considered in the LCA.

Figure 3 Life Cycle Assessment of steel deck



### 3.4 Background data

For life cycle modelling of steel deck, the Sphera LCA for Experts Software System for Life Cycle Engineering (formerly GaBi) is used <sup>[21]</sup>. The LCA FE database contains consistent and documented datasets which can be viewed in the online Managed LCA Content (MLC) documentation <sup>[22]</sup>.

Where possible, specific data derived from Tata Steel's own production processes were the first choice to use where available.

To ensure comparability of results in the LCA, the basic data of the Sphera MLC were used for energy, transportation and auxiliary materials.

### 3.5 Data quality

The data from Tata Steel's own production processes are from 2017, 2022 and 2023, and the technologies on which these processes were based during that period, are those used at the date of publication of this EPD. All relevant background datasets are taken from the Sphera MLC, and the last revision of all but three of these datasets took place less than 10 years ago. However, the contribution to impacts of these datasets is small and relatively insignificant, and therefore, the study is considered to be based on good quality data.

It should be noted that the deck manufacturing data from TS Norway Byggsystemer was collected over the first few months of operation of a new process line, and is not based upon one year of production. However, these data have been sense-checked and are considered to be typical of this manufacturing process. Further data will be collected after one year of line operation.

### 3.6 Allocation

To align with the requirements of EN 15804, a methodology is applied to assign impacts to the production of slag and hot metal from the blast furnace (co-products from steel manufacture), that was developed by the World Steel Association and EUROFER <sup>[23]</sup>. This methodology is based on physical and chemical partitioning of the manufacturing process, and therefore avoids the need to use allocation methods, which are based on relationships such as mass or economic value. It takes account of the manner in which changes in inputs and outputs affect the production of co-products and also takes account of material flows that carry specific inherent properties. This method is deemed to provide the most representative method to account for the production of blast furnace slag as a co-product.

Economic allocation was considered, as slag is designated as a low value co-product under EN 15804. However, as neither hot metal nor slag are tradable products upon leaving the blast furnace, economic allocation would most likely be based on estimates. Similarly BOF slag must undergo processing before being used as a clinker or cement substitute. The World Steel Association and EUROFER also highlight that companies purchasing and processing slag work on long term contracts which do not follow regular market dynamics of supply and demand.

Process gases arise from the production of the continuously cast steel slabs at Port Talbot, and are accounted for using the system expansion method. This method is also referenced in the same EUROFER document and the impacts of co-product allocation, during manufacture, are accounted for in the product stage (Module A1).

End-of-life assumptions for recovered steel and steel recycling are accounted for as per the current methodology from the World Steel Association 2017 Life Cycle Assessment methodology report <sup>[24]</sup>. A net scrap approach is used to avoid double accounting, and the net impacts are reported as benefits and loads beyond the system boundary (Module D).



### 3.7 Additional technical information

The main scenario assumptions used in the LCA are detailed below in Table 6. The end of life percentages are based upon the results of a survey carried out by the Steel Construction Institute in 2000 <sup>[25]</sup>.

For all indicators the characterisation factors from the EC-JRC are applied, identified by the name EN\_15804, and based upon the EF Reference Package 3.0 <sup>[26]</sup>. In LCA FE, the corresponding impact assessment is used, denoted by EN 15804 +A2.

### 3.8 Comparability

Care must be taken when comparing EPDs from different sources. EPDs may not be comparable if they do not have the same functional unit or scope (for example, whether they include installation allowances in the building), or if they do not follow the same standard such as EN 15804. The use of different generic data sets for upstream or downstream processes that form part of the product system may also mean that EPDs are not comparable.

Comparisons should ideally be integrated into a whole building assessment, in order to capture any differences in other aspects of the building design that may result from specifying different products. For example, a more durable product would require less maintenance and reduce the number of replacements and associated impacts over the life of the building.

**Table 6 Main scenario assumptions**

Module	Scenario assumptions
<b>A1 to A3 – Product stage</b>	Manufacturing data from Tata Steel's sites at Port Talbot, Llanwern, Shotton and Skien are used. The anti-condensation membrane is included as part of the deck product in this study
<b>A2 – Transport to the deck manufacturing site</b>	The deck manufacturing facilities are located at Skien in Norway. From Shotton, the hot dip galvanised coils are taken 235km to the port of Immingham and then 896km by ship to Brevik in Norway. The final transport is also by road, 36km to Skien. All road transport is on a 28 tonne payload truck and a utilisation factor of 45% was assumed to account for empty returns.
<b>C1 – Deconstruction &amp; demolition</b>	Energy consumption estimated based upon published data for the dismantling of steel constructions in Germany <sup>[27]</sup>
<b>C2 – Transport for recycling, reuse, and disposal</b>	A transport distance of 100km to landfill or to a recycling site is assumed. Transport is on a 25 tonne load capacity lorry with 15% utilisation to account for empty returns
<b>C3 – Waste processing for reuse, recovery and/or recycling</b>	Steel deck that is recycled is processed in a shredder
<b>C4 - Disposal</b>	At end-of-life, 15% of the steel is disposed in a landfill, based upon the findings of an SCI survey
<b>D – Reuse, recycling, and energy recovery</b>	At end-of-life, 85% of the steel is recycled based upon the findings of a SCI survey

Please note that in the LCA FE software, an empty return journey is accounted for by halving the load capacity utilisation of the outbound journey.

# 4 Results of the LCA

## Description of the system boundary

Product stage			Construction stage		Use stage							End-of-life stage				Benefits and loads beyond the system boundary
Raw material supply	Transport	Manufacturing	Transport	Installation	Use	Maintenance	Repair	Replacement	Refurbishment	Operational energy use	Operational water use	De-construction demolition	Transport	Waste processing	Disposal	Reuse Recovery Recycling
A1	A2	A3	A4	A5	B1	B2	B3	B4	B5	B6	B7	C1	C2	C3	C4	D
X	X	X	ND	ND	ND	ND	ND	ND	ND	ND	ND	X	X	X	X	X

X = Included in LCA; ND = module not declared

## Environmental impact:

1kg of steel structural deep deck with Colorcoat HPS200 Ultra® (with ac membrane)

Parameter	Unit	A1 – A3	C1	C2	C3	C4	D
GWP-total	kg CO <sub>2</sub> eq	3.17E+00	6.77E-03	2.21E-02	1.04E-02	2.22E-03	-1.38E+00
GWP-fossil	kg CO <sub>2</sub> eq	3.17E+00	8.75E-03	2.22E-02	1.05E-02	2.29E-03	-1.38E+00
GWP-biogenic	kg CO <sub>2</sub> eq	-3.17E-03	-2.26E-03	-2.15E-04	-9.72E-05	-6.76E-05	-7.86E-04
GWP-luluc	kg CO <sub>2</sub> eq	4.74E-04	2.87E-04	1.48E-04	4.98E-05	4.21E-06	-3.02E-05
ODP	kg CFC11 eq	3.07E-09	1.36E-14	2.16E-15	2.38E-13	5.36E-15	-3.28E-15
AP	mol H <sup>+</sup> eq	9.64E-03	3.49E-05	8.60E-05	3.37E-05	1.62E-05	-2.46E-03
EP-freshwater	kg P eq	8.11E-06	1.55E-07	7.88E-08	3.64E-08	3.87E-09	-3.00E-07
EP-marine	kg N eq	2.22E-03	8.23E-06	4.01E-05	6.26E-06	4.13E-06	-4.74E-04
EP-terrestrial	mol N eq	2.40E-02	1.04E-04	4.48E-04	6.70E-05	4.55E-05	-4.79E-03
POCP	kg NMVOC eq	8.03E-03	2.77E-05	7.76E-05	1.80E-05	1.25E-05	-2.12E-03
ADP-minerals&metals	kg Sb eq	1.86E-04	4.53E-09	2.22E-09	3.77E-09	2.34E-10	-3.43E-06
ADP-fossil	MJ net calorific value	6.85E+01	5.92E-01	2.90E-01	2.12E-01	2.99E-02	-1.35E+01
WDP	m <sup>3</sup> world eq deprived	1.06E+00	6.37E-04	2.47E-04	2.04E-03	2.50E-04	-3.76E+00
PM	Disease incidence	ND	ND	ND	ND	ND	ND
IRP	kBq U235 eq	ND	ND	ND	ND	ND	ND
ETP-fw	CTUe	ND	ND	ND	ND	ND	ND
HTP-c	CTUh	ND	ND	ND	ND	ND	ND
HTP-nc	CTUh	ND	ND	ND	ND	ND	ND
SQP		ND	ND	ND	ND	ND	ND

GWP-total = Global Warming Potential total

GWP-fossil = Global Warming Potential fossil fuels

GWP-biogenic = Global Warming Potential biogenic

GWP-luluc = Global Warming Potential land use and land use change

ODP = Depletion potential of stratospheric ozone layer

AP = Acidification potential, Accumulated Exceedance

EP-freshwater = Eutrophication potential, fraction of nutrients reaching freshwater end compartment

EP-marine = Eutrophication potential, fraction of nutrients reaching marine end compartment

EP-terrestrial = Eutrophication potential, Accumulated Exceedance

POCP = Formation potential of tropospheric ozone

ADPE = Abiotic depletion potential for non-fossil resources

ADPF = Abiotic depletion potential for fossil resources

WDP = Water (user) deprivation potential, deprivation-weighted water consumption

PM = Potential incidence of disease due to PM emissions

IRP = Potential Human exposure efficiency relative to U235

ETP-fw = Potential Comparative Toxic Unit for ecosystems

HTP-c = Potential Comparative Toxic Unit for humans

HTP-nc = Potential Comparative Toxic Unit for humans

SQP = Potential soil quality index

The following indicators should be used with care as the uncertainties on these results are high or as there is limited experience with the indicator : ADP-minerals&metals, ADP-fossil, and WDP.

**Resource use:**

1kg of steel structural deep deck with Colorcoat HPS200 Ultra® (with ac membrane)

Parameter	Unit	A1 – A3	C1	C2	C3	C4	D
PERE	MJ	4.04E+00	4.52E-02	2.01E-02	6.06E-02	4.48E-03	8.49E-01
PERM	MJ	1.08E-01	0.00E+00	0.00E+00	0.00E+00	0.00E+00	0.00E+00
PERT	MJ	4.15E+00	4.52E-02	2.01E-02	6.06E-02	4.48E-03	8.49E-01
PENRE	MJ	6.67E+01	5.94E-01	2.91E-01	2.12E-01	2.99E-02	-1.35E+01
PENRM	MJ	1.88E+00	0.00E+00	0.00E+00	0.00E+00	0.00E+00	0.00E+00
PENRT	MJ	6.86E+01	5.94E-01	2.91E-01	2.12E-01	2.99E-02	-1.35E+01
SM	kg	5.36E-02	0.00E+00	0.00E+00	0.00E+00	0.00E+00	0.00E+00
RSF	MJ	1.21E-09	0.00E+00	0.00E+00	0.00E+00	0.00E+00	0.00E+00
NRSF	MJ	1.82E-08	0.00E+00	0.00E+00	0.00E+00	0.00E+00	0.00E+00
FW	m <sup>3</sup>	2.64E-02	5.13E-05	2.32E-05	8.72E-05	7.59E-06	-8.78E-02

PERE = Use of renewable primary energy excluding renewable primary energy resources in material

PERM = Use of renewable primary energy resources in material

PERT = Total use of renewable primary energy resources

PENRE = Use of non-renewable primary energy excluding non-renewable primary energy resources in material

PENRM = Use of non-renewable primary energy resources in material

PENRT = Total use of non-renewable primary energy resources

SM = Input of secondary material

RSF = Use of renewable secondary fuels

NRSF = Use of non-renewable secondary fuels

FW = Use of net fresh water

**Output flows and waste categories:**

1kg of steel structural deep deck with Colorcoat HPS200 Ultra® (with ac membrane)

Parameter	Unit	A1 – A3	C1	C2	C3	C4	D
HWD	kg	1.69E-03	4.13E-12	1.54E-12	1.94E-09	1.54E-12	2.96E-09
NHWD	kg	1.82E-01	1.05E-04	4.74E-05	1.16E-04	3.05E-01	1.72E-01
RWD	kg	4.37E-04	2.91E-06	5.39E-07	2.69E-05	3.32E-07	1.46E-06
CRU	kg	0.00E+00	0.00E+00	0.00E+00	0.00E+00	0.00E+00	0.00E+00
MFR	kg	1.30E-03	0.00E+00	0.00E+00	8.13E-01	0.00E+00	0.00E+00
MER	kg	1.04E-03	0.00E+00	0.00E+00	0.00E+00	0.00E+00	0.00E+00
EEE	MJ	0.00E+00	0.00E+00	0.00E+00	0.00E+00	0.00E+00	0.00E+00
EET	MJ	0.00E+00	0.00E+00	0.00E+00	0.00E+00	0.00E+00	0.00E+00

HWD = Hazardous waste disposed

NHWD = Non-hazardous waste disposed

RWD = Radioactive waste disposed

CRU = Components for reuse

MFR = Materials for recycling

MER = Materials for energy recovery

EEE = Exported electrical energy

EET = Exported thermal energy

## 5 Interpretation of results

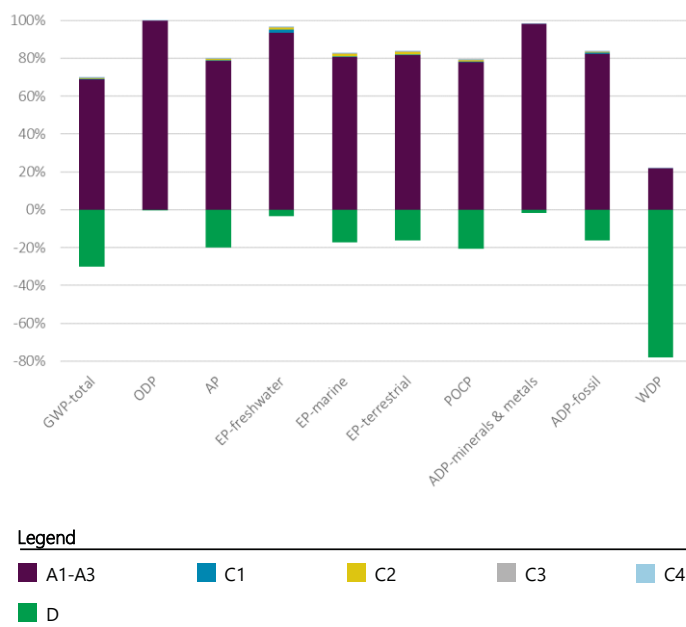
Figure 4 shows the relative contribution per life cycle stage for each of the environmental impact categories for 1kg of Tata Steel BS Norway's deep deck product with Colorcoat HPS200 Ultra®. Each column represents 100% of the total impact score, which is why all the columns have been set with the same length. A burden is shown as positive (above the 0% axis) and a benefit is shown as negative (below the 0% axis). The main contributors across all but one of the impact categories are A1-A3 (burdens) and D (benefits beyond the system boundary). The manufacture of the cold rolled coil during stage A1-A3 is responsible for approximately 90% of each impact in most of the categories, specifically, the conversion of iron ore into liquid steel which is the most energy intensive part of the overall deck manufacturing process. The exception to this is the Ozone Depletion Potential indicator, where the manufacture of the paint that coats the steel contributes almost all of the total impact, from halogenated organic emissions to air.

The primary site emissions come from the use of coal and coke in the blast furnace, and from the injection of oxygen into the basic oxygen furnace, as well as combustion of the process gases. These processes give rise to emissions of CO<sub>2</sub>, which contribute over 90% of the Global Warming Potential (GWP), and sulphur oxides, which are responsible for 57% of the impact in the Acidification Potential (AP) category. In addition, oxides of nitrogen are emitted which contribute 42% of the A1-A3 Acidification Potential, and almost all of the Eutrophication Potential (EP-marine and EP-terrestrial). The combined emissions of nitrogen oxides (68%) and carbon monoxide (20%) together with sulphur oxides and methane, contribute to the Photochemical Ozone indication (POCP).

Figure 4 clearly indicates the relatively small contribution to each impact from the other life cycle stages, which are deconstruction and dismantling, transport of the decks to their end-of-life fate, processing of the steel scrap for recycling, and disposal to landfill. The most significant of these contributions is from stage C2 to the Eutrophication Potential indicators, because of nitrogen oxide emissions from the combustion of diesel fuel during transportation of the steel deck at end-of-life.

Module D values are largely derived using worldsteel's value of scrap methodology which is based upon many steel plants worldwide, including both BF/BOF and EAF steel production routes. At end-of-life, the recovered steel deck is modelled with a credit given as if it were remelted in an Electric Arc Furnace and substituted by the same amount of steel produced in a Blast Furnace<sup>[24]</sup>. The specific emissions that represent the burden in A1-A3, are essentially the same as those responsible for the impact benefits in Module D. It is important that the life cycle of the steel product is considered here, because in most cases, the Module D credit provides significant benefits in terms of reducing the whole life environmental impacts.

Figure 4 LCA results for the deep deck profile



Referring to the LCA results, the impact in Module D for the Use of Renewable Primary Energy indicator (PERT) is different to the other impact categories, being a burden or load rather than a benefit. Renewable energy consumption is strongly related to the use of electricity, during manufacture, and as the recycling (EAF) process uses significantly more electricity than primary manufacture (BF/BOS), there is a positive value for renewable energy consumption in Module D but a negative value for non-renewable energy consumption.

It is worth noting that for both the water deprivation potential indicator (WDP) and the use of net fresh water category (see results tables), Module D is a benefit, but the magnitude of this benefit is far greater than the impact from Modules A1-A3. This is highlighted by the rightmost bar in Figure 4 and is explained by the Module D benefit for the two water indicators being based upon the worldsteel calculation mentioned previously. Port Talbot, the biggest water user in this study, is a relatively modest user of fresh water as reported in A1-A3. The worldwide average calculation for Module D includes many sites with considerably greater fresh water use in A1-A3 than Port Talbot.

## 6 References and product standards

1. Tata Steel's EN 15804 verified EPD programme, General programme instructions, V2 January 2022
2. Tata Steel's EN 15804 verified EPD programme, Product Category Rules Part 1, V2 January 2022
3. Tata Steel's EN 15804 verified EPD programme, Product Category Rules Part 2 – Steel Structural Deck, V2 June 2022
4. ISO 14044:2006, Environmental management - Life Cycle Assessment - Requirements and guidelines
5. ISO 14025:2010, Environmental labels and declarations - Type III environmental declarations - Principles and procedures
6. ISO 14040:2006, Environmental management - Life Cycle Assessment - Principles and framework
7. EN 15804:2012+A2:2019, Sustainability of construction works - Environmental product declarations - Core rules for the product category of construction products
8. EN 13501-1:2007+A1:2009, Fire classification of construction products and building elements. Classification using test data from reaction to fire tests
9. EN 1090-1:2009+A1:2011, Requirements for conformity assessment for structural components
10. EN 10346:2015, Continuously hot-dip coated steel flat products for cold forming
11. REACH, EU regulation for Registration, evaluation, authorisation and restriction of chemicals
12. ISO 9001:2015, Quality management systems
13. ISO 14001:2015, Environmental management systems
14. ISO 45001:2018, Occupational health and safety management systems. Requirements with guidance for use
15. ISO 50001:2018, Energy management systems
16. BES 6001, Responsible sourcing of construction products
17. BBA Certification, British Board of Agrément product certification
18. EN 10169:2010+A1:2012, Continuously organic coated (coil coated) steel flat products
19. EN 1990:2002, Eurocode. Basis of structural design
20. EN 1994-1-1:2004, Eurocode 4. Design of composite steel and concrete structures. General rules and rules for buildings
21. Sphera; LCA FE: Software-System and Database for Life Cycle Engineering. Copyright, TM. Stuttgart, Echterdingen, 1992-2023
22. Documentation of LCA FE: Software-System and Database for Life Cycle Engineering. Copyright, TM. Stuttgart, Echterdingen, 1992-2023 Product Sustainability (GaBi) Data Search | Sphera
23. EUROFER in cooperation with the World Steel Association, 'A methodology to determine the LCI of steel industry co-products', February 2014
24. World Steel Association: Life cycle assessment methodology report, 2017
25. Steel Construction Institute (SCI), Survey of recycling and reuse rates for UK demolition contractors, European Commission funded research project on LCA for steel construction, Sansom M and Meijer J, 2000
26. EC -JRC, EN 15804 Reference Package, <https://eplca.jrc.ec.europa.eu/LCDN/EN15804.xhtml>
27. Siebers R. (2021), Dissertation: Development of sustainability key figures for the value chain stages – erection and dismantling – in steel construction, Bergische Universität Wuppertal

